

GLYNNIS GALE
FOUNDATION



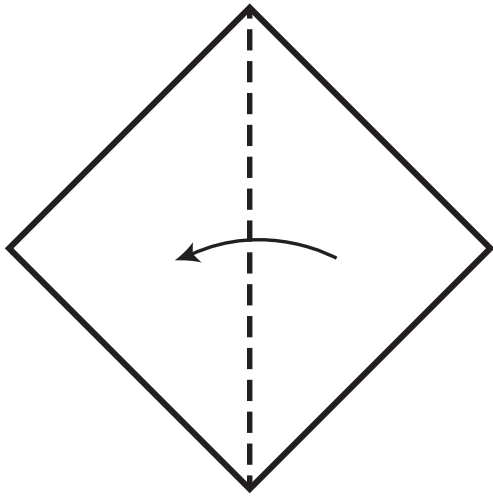
12 DAYS OF GIVING

5

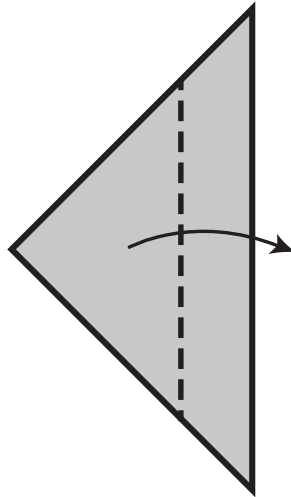
DOWNLOAD OUR ORIGAMI DOVE

Download and make our special
origami remembrance dove for
your Christmas tree.

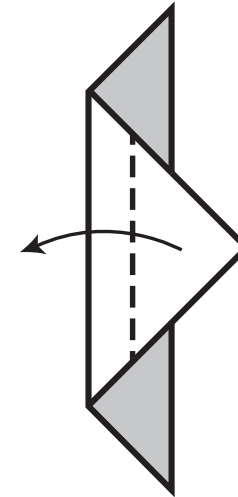




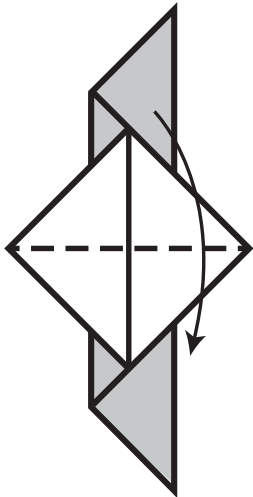
1 Fold in half horizontally.



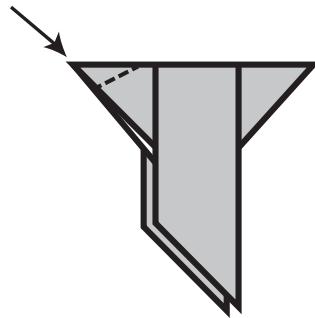
2 Fold the left side over about halfway.



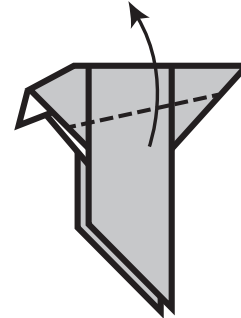
3 Fold the front flap to the left about one-third of the way.



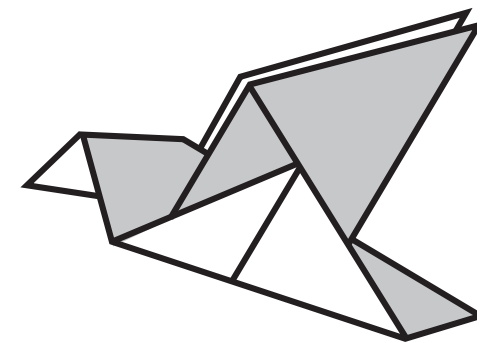
4 Open the triangle and fold in half vertically.



5 Pocket fold the tip to make a beak.



6 Fold the front upward. Repeat on the reverse side.



Tip: Draw eyes on the dove.